

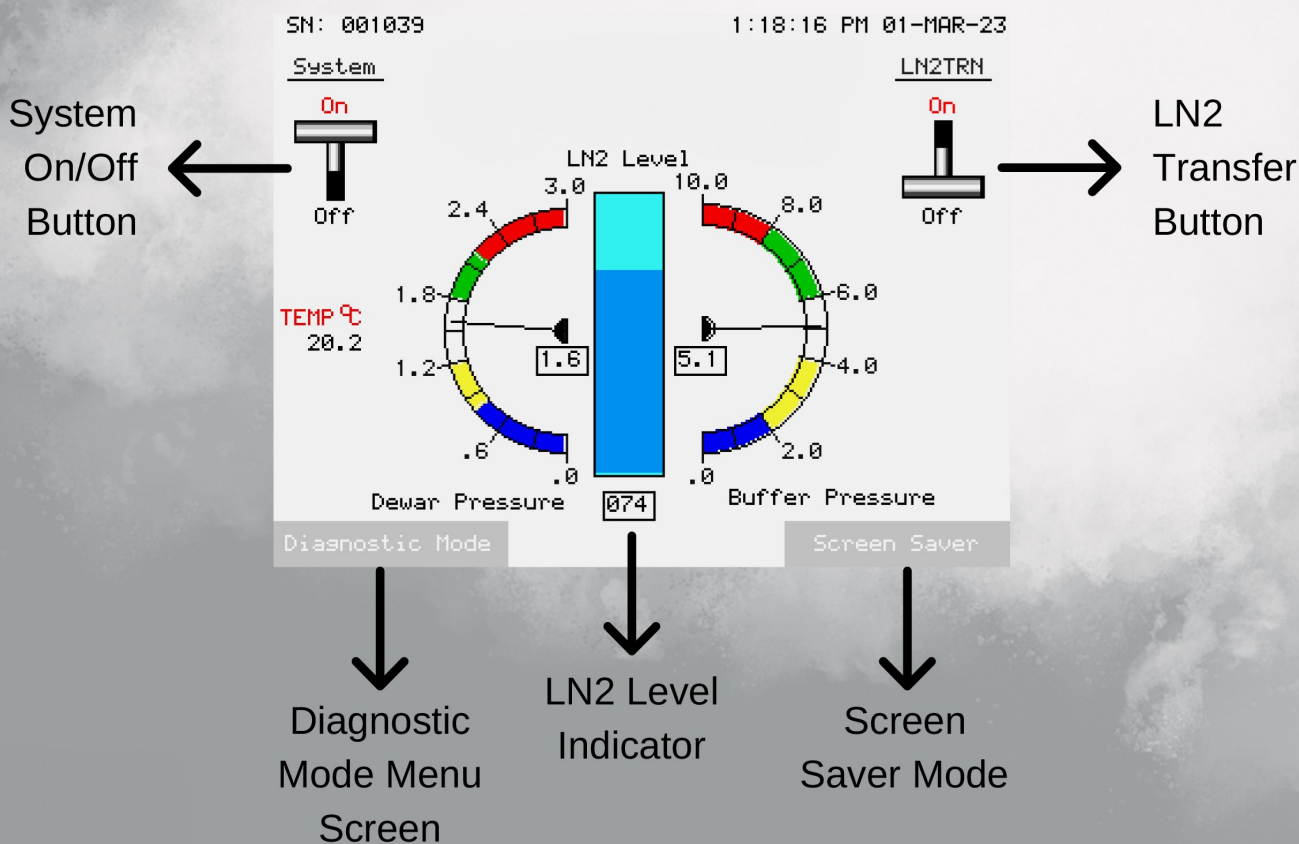
# NEW GENERATION CRYOGENIC NITROGEN PLANTS

## Your nitrogen, our priority.

The CNP40 is a state-of-the-art liquid nitrogen plant with a production capacity of 40 liters per day. This advanced system also offers a quick startup feature, expediting the process of nitrogen liquefaction while ensuring operational efficiency. Both attributes solidify its standing as a plug-and-liquefy system. Boasting a user-friendly interface and one-button operation, the CNP series liquefiers can be seamlessly integrated into any setup. The necessary electrical connections are all that's required for its fully automated operation, governed by the intelligent PLC controller. The operator's duties are restricted to changing filters and conducting routine checks at maintenance intervals of 8,000 operating hours.



The production of liquid nitrogen is achieved through liquefaction from air, which is then stored in an internal Dewar with capacity of your choice. The availability of liquid nitrogen is ensured at all times, allowing for convenient filling of the dispensing thermos or transfer to external Dewars via a flexible hose with a simple activation. The transfer of liquid nitrogen is independent of the system's operating mode, and the programmable logic controller (PLC) automatically initiates production when the Dewar level drops to 70%. The plant will stop production when the Dewar is full, entering standby mode until liquid nitrogen is transferred.



02:12:54 PM 24-MAY-23

Buffer AutoPurge

Dewar AutoPurge

Air Comp OFF 0.0

Air Pressure is LOW

Buffer Purge OFF 0.0

Dewar Purge OFF 0.0

Circulation Pump OFF

He Comp OFF

Chiller OFF

CNPTemp is HIGH 0.0

Restart  
Level: % 6

Air Comp 00000 h

He Comp 00000 h

O2 Lvl:

Dew P.:

Level: 0 dec.

English

French

Spanish

Home

CryoService

Alarm History

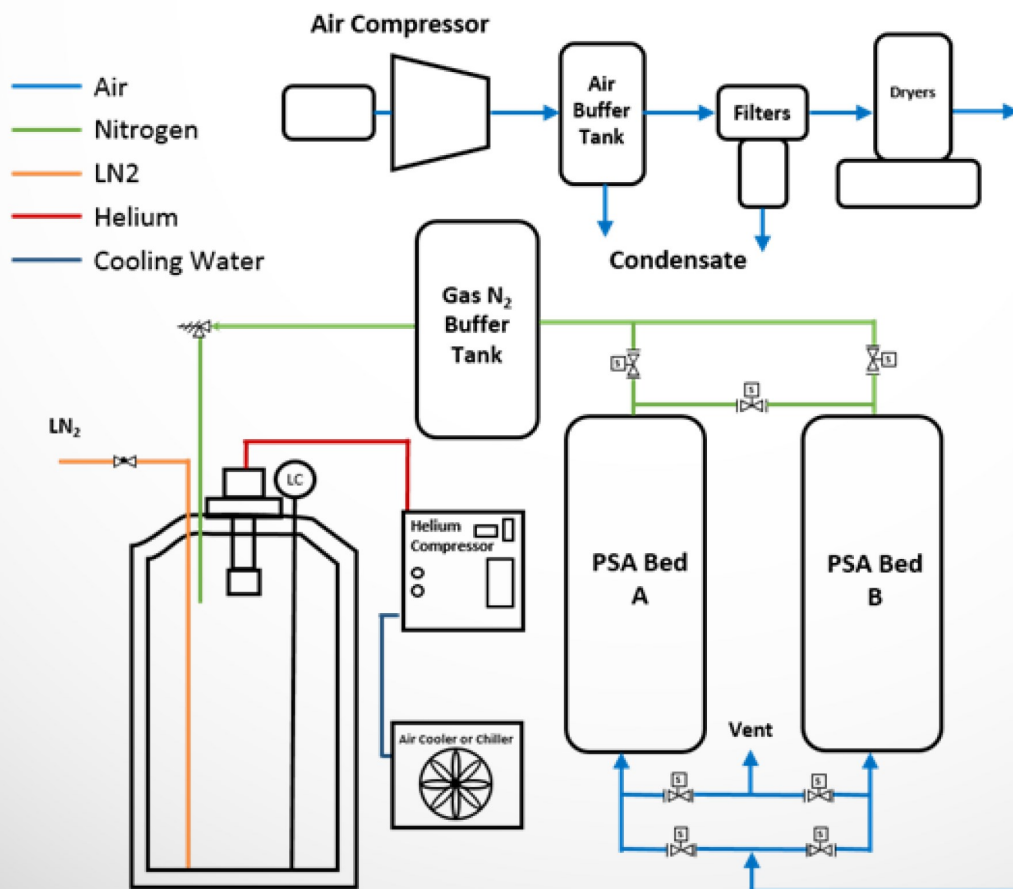
Service

Experience enhanced accessibility and convenience with the CNP40's advanced PLC screen interface. This innovative system not only centralizes control and offers comprehensive monitoring capabilities, but it also enables remote monitoring from your personal computer! Moreover, the Diagnostic's Screen pictured above allows for monitoring of the Air Pressure in the Air Compressor and Buffer Tank as well to ensure safe operation. There is close monitoring of the purity level of the Liquid Nitrogen produced through the O2 Level indicator as well!




Atmospheric air is compressed to high pressure by an oil-free built-in compressor and subsequently directed to a Buffer Tank. The high-pressure air within the Buffer Tank is then directed to a filter group located behind the unit in order to remove water droplets and particles from the air. Subsequently, an internal air dryer eliminates any remaining moisture within the gas phase. The resulting treated dry and clean air, with a dew point of up to  $-40^{\circ}\text{C}$ , is then directed to one of the adsorber beds located within the Pressure Swing Adsorption (PSA) module.

PSA technology can effectively deliver nitrogen at the requisite purity level for liquefaction. The carbon molecular sieve located within the PSA beds selectively adsorbs oxygen and carbon dioxide molecules until the bed becomes saturated. Once saturation occurs, the feed flow process valves are switched to the second adsorption bed while the first adsorption bed is rapidly depressurized and purged to remove adsorbed oxygen. By continuing to switch between the two beds, a constant flow of pure nitrogen gas is generated. The purified nitrogen is then directed through a nitrogen buffer tank and ultimately into a cryogenic storage tank where it is stored alongside the cryocooler and other associated instrumentation.



Central Line Filter  
Water Filter  
Particle Filter




System On/Off  
Switch  
(Manual)




Remote  
Control Cable  
Connections



Left: Water  
Inlet/Outlet  
Right: Exhaust  
Outlets (Water



3 Phase  
Power Plug



MODEL	CNP40
Production Rate	≥ 40 liter/day (≥48 Lt/day @ 23 °C)
Electrical Options	380 - 415 (±10%) V3 ~ @50 Hz 460 - 480 (±10%) V3 ~ @60 Hz
Power Consumption (Steady State)	3.6 kW @ 50Hz 4.6 kW @ 60Hz
Dimensions (W x L x H)	765 mm x 1340 mm x 1380 mm
Weight	300kg
Suggested Installation Area	3m (W) x 3m (L) x 3m (H)
Built-in Air Compressor	Built-In Oil-Free Compressor, ≥ 2 m <sup>3</sup> / hour @7 bar (102 psig)
Cryocooler	GM Type Cryocooler Mounted on Dewar
Compressor	He, 99.995% purity @ 19-19.3bar (275-280 psig), Air Cooled
Req. Cooling Water Flow Rate	4-9 L/min
Req. Chiller Capacity	8 kW
<b>Built-In Nitrogen Generator</b>	
Purity	≥ 99%
Dew Point	up to -40°C
Flow Rate	≥ 1 m <sup>3</sup> / hour
PLC Interface	6" Color Graphic Touch Screen
Dewar Volume	80 Liters
Operating Pressure	1.5 bar
Dewar Level Control	Capacitive Level Sensor
Ambient Temperature Range	+4°C to +40°C
Maximum Altitude	3000 meters
Noise Level	< 65 dB @ 1 meter
Conformities	CE Conformance, ISO 12100:2010, IEC 60204-1, 2006/42/EC, 97/23/EC; ISO9001:2015