

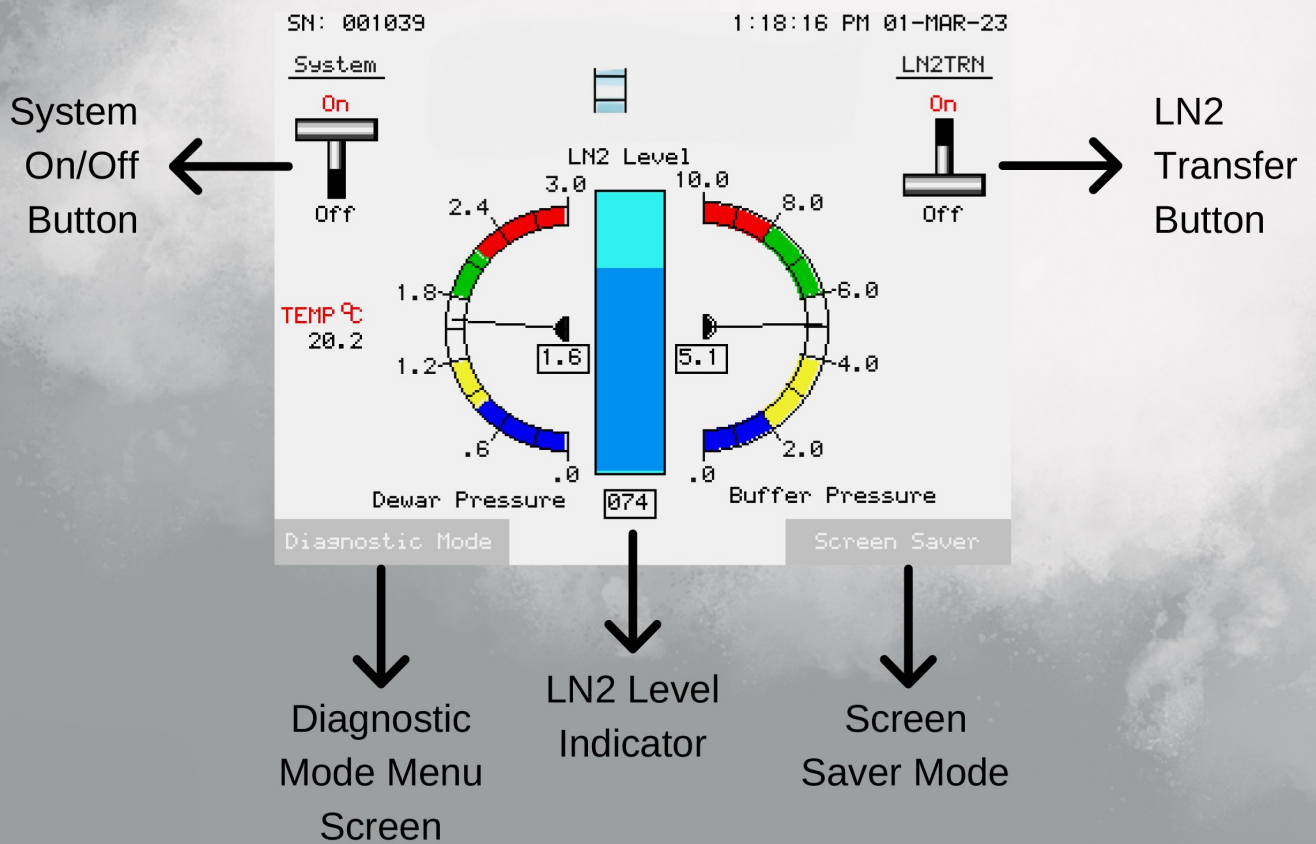
NEW GENERATION CRYOGENIC NITROGEN PLANTS

Your nitrogen, our priority.

The CNP30 is a state-of-the-art liquid nitrogen plant with a production capacity of 30 liters per day. In addition, the CNP30 also features a laboratory station version, which is ideal for applications requiring smaller volumes of liquid nitrogen. Both models are designed as a plug-and-liquefy system. With a user-friendly interface and one-button operation, the CNP series liquefiers can be easily integrated into any environment. Simply make the necessary electrical connections and enjoy fully automated operation, facilitated by the PLC controller. The operator is only required to replace filters and perform routine checks at maintenance intervals of 8,000 operating hours.

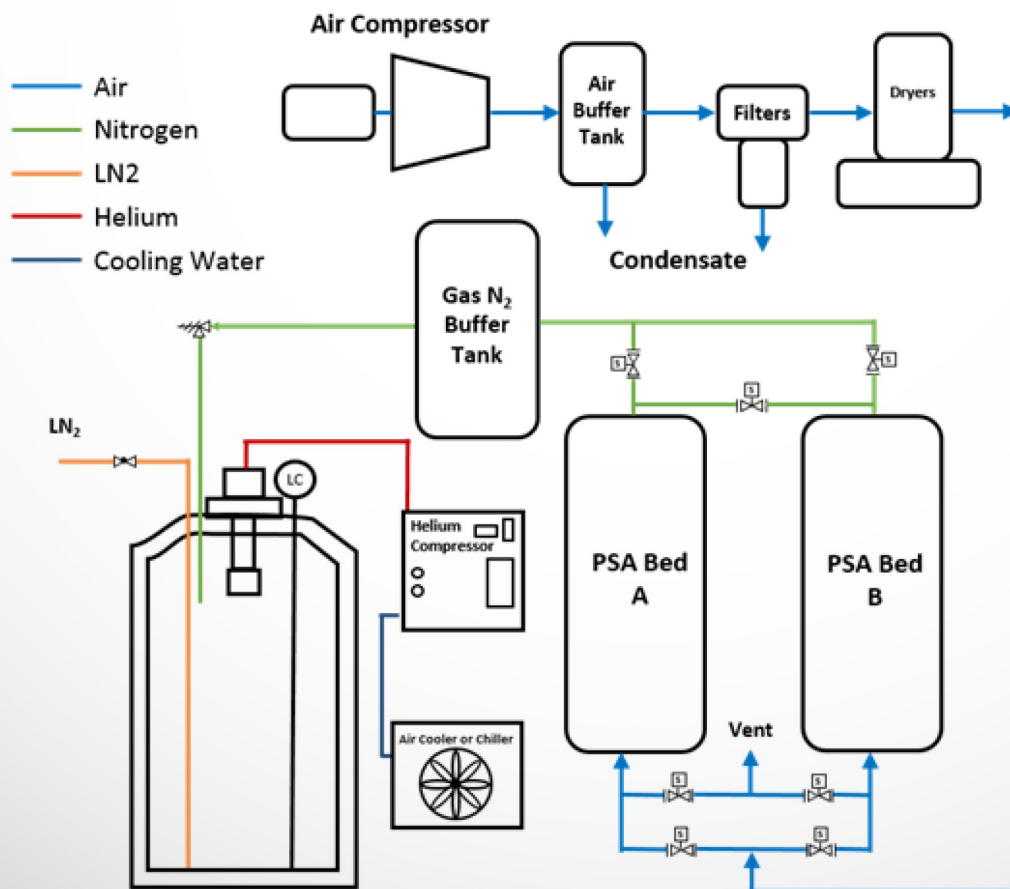


The production of liquid nitrogen is achieved through liquefaction from air, which is then stored in an internal Dewar with capacity of your choice. The availability of liquid nitrogen is ensured at all times, allowing for convenient filling of the dispensing thermos or transfer to external Dewars via a flexible hose with a simple activation. The transfer of liquid nitrogen is independent of the system's operating mode, and the programmable logic controller (PLC) automatically initiates production when the Dewar level drops to 70%. The plant will stop production when the Dewar is full, entering standby mode until liquid nitrogen is transferred.



Atmospheric air is compressed to high pressure by an oil-free built-in compressor and subsequently directed to a Buffer Tank. The high-pressure air within the Buffer Tank is then directed to a filter group located behind the unit in order to remove water droplets and particles from the air. Subsequently, an internal air dryer eliminates any remaining moisture within the gas phase. The resulting treated dry and clean air, with a dew point of up to -40°C , is then directed to one of the adsorber beds located within the Pressure Swing Adsorption (PSA) module.

PSA technology can effectively deliver nitrogen at the requisite purity level for liquefaction. The carbon molecular sieve located within the PSA beds selectively adsorbs oxygen and carbon dioxide molecules until the bed becomes saturated. Once saturation occurs, the feed flow process valves are switched to the second adsorption bed while the first adsorption bed is rapidly depressurized and purged to remove adsorbed oxygen. By continuing to switch between the two beds, a constant flow of pure nitrogen gas is generated. The purified nitrogen is then directed through a nitrogen buffer tank and ultimately into a cryogenic storage tank where it is stored alongside the cryocooler and other associated instrumentation.




02:12:54 PM 24-MAY-23

Buffer AutoPurge		Dewar AutoPurge		
Air Comp OFF	0.0	Air Pressure is LOW		
Buffer Purge OFF	0.0	Dewar Purge OFF	0.0	
Circulation Pump OFF		He Comp OFF		
Chiller OFF		CNPTemp is HIGH	0.0	
Restart Level: %	6	Air Comp	00000 h	
		He Comp	00000 h	
O2 Lvl:		English	French	Spanish
Dew P.:				
Level: 0 dec.				
Home	CryoService	Alarm History	Service	

Experience enhanced accessibility and convenience with the CNP30's advanced PLC screen interface. This innovative system not only centralizes control and offers comprehensive monitoring capabilities, but it also enables remote monitoring from your personal computer! Moreover, the Diagnostic's Screen pictured above allows for monitoring of the Air Pressure in the Air Compressor and Buffer Tank as well to ensure safe operation. There is close monitoring of the purity level of the Liquid Nitrogen in produced through the O2 Level indicator as well!




Central Line Filter
Water Filter
Particle Filter





System On/Off
Switch
(Manual)



Remote
Control Cable
Connections



Left: Water
Inlet/Outlet
Right: Exhaust
Outlets (Water



3 Phase
Power Plug



MODEL	CNLab30	CNP30
Featuring Water-Cooled & Air-Cooled Versions		
Production Rate	≥ 30 liter/day (≥34 Lt/day @ 23 °C)	
Electrical Options	380 - 415 (±10%) V3~ @ 50 Hz 460 - 480 (±10%) V3~ @ 60 Hz	
Power Consumption (Steady State)	3.6-4.8 kW @ 50 Hz 4.6-5.6 kW @ 60 Hz	
Dimensions (W x L x H)	765 mm x 1340 mm x 1380 mm	
Weight	300kg	
Suggested Installation Area	2m (W) x 2m (L) x 2m (H)	
Built-in Air Compressor	Built-In Oil-Free Compressor, ≥ 2 m ³ / hour @7 bar (102 psig)	
Cryocooler	GM Type Cryocooler Mounted on Dewar	
Compressor	He, 99.995% purity @ 19-19.3bar (275-280 psig), Air Cooled	
Built-In Nitrogen Generator		
Purity	≥ 99.9%	
Dew Point	up to -40°C	
Flow Rate	≥ 1 m ³ / hour	
PLC Interface	6" Color Graphic Touch Screen	
Dewar Volume	60 Liters (Liters + Option)	
Dewar Evaporation Rate	0.1 liter/day	
Operating Pressure	1.5 bar	
Req. Cooling Water Capacity (For Water-Cooled Versions)	7 kW (Cooling Power) 4-9 L/min	
Dewar Level Control	Capacitive Level Sensor	
Ambient Temperature Range	+4°C to +40°C	
Maximum Altitude	3000 meters	
Noise Level	< 65 dB @ 1 meter	
Conformities	CE Conformance, ISO 12100:2010, IEC 60204-1, 2006/42/EC, 97/23/EC; ISO9001:2015	

